
TECHNICAL MANUAL

ORGANIZATIONAL, DIRECT SUPPORT, AND GENERAL SUPPORT
MAINTENANCE REPAIR PARTS AND SPECIAL TOOLS LIST
FOR
UNIVERSAL FREQUENCY COUNTER 5335A (HP)

HEADQUARTERS, DEPARTMENT OF THE ARMY

17 MAY 1985

**ORGANIZATIONAL, DIRECT SUPPORT, AND GENERAL SUPPORT
MAINTENANCE REPAIR PARTS AND SPECIAL TOOLS LIST
(INCLUDING DEPOT MAINTENANCE REPAIR PARTS AND SPECIAL TOOLS)
FOR
UNIVERSAL FREQUENCY COUNTER 5335A (HP)**

Current as of 1 January 1985

REPORTING ERRORS AND RECOMMENDING IMPROVEMENTS

You can help improve this manual. If you find any mistakes or if you know of a way to improve the procedures, please let us know. Mail your letter, DA Form 2028 (Recommended Changes to Publications and Blank Forms), or DA Form 2028-2 located in back of this manual direct to: Commander, US Army Communications-Electronics Command and Fort Monmouth, ATTN: AMSEL-ME-MP, Fort Monmouth, NJ 07703-5007.

In either case, a reply will be furnished direct to you.

Table of Contents

		Page	Illus Figure
SECTION I.	Introduction	1	
	II. Repair Parts List.....	1-1	
Group	00 Universal Frequency Counter 5335A (HP).....	1-1	1
	01 CCA, Power. Supply 05335-60001 (A1).....	2-1	2
	02 CCA, Amplifier 05335-60002 (A2) (No parts authorized)		
	03 CCA, Buffer Amplifier 05335-60003 (A3).....	3-1	3
	04 CCA, Main Logic 05335-60004 (A4)	4-1	4
	05 CCA, Display 05335-60005 (A5).....	5-1	5
	06 CCA, HP- 1B Connector 05370-60005 (A 14)	6-1	6
	07 CCA, Channel C 05335-60009 (A9).....	7-1	7
	08 CCA, Amplifier 05335-60012 (A12)	8-1	8
SECTION III.	Special Tools List (Not applicable)		
SECTION IV.	National Stock Number and Part Number Index.....	I-1	

SECTION I
INTRODUCTION

1. Scope

This manual lists and authorizes spares and repair parts; special tools; special test, measurement, and diagnostic equipment (TMDE); and other special support equipment required for performance of organizational, direct support, and general support maintenance of the HP-5335A. It authorizes the requisitioning, issue, and disposition of spares, repair parts and special tools as indicated by the source, maintenance and recoverability (SMR) codes.

2. General

This Repair Parts and Special Tools List is divided into the following sections:

a. Section H. RepairParts List. A list of spares and repair parts authorized by this RPSTL for use in the performance of maintenance. The list also includes parts which must be removed for replacement of the authorized parts. Parts lists are composed of functional groups in ascending numeric sequence, with the parts in each group listed in ascending item number sequence. Figure numbers are listed directly beneath the group header.

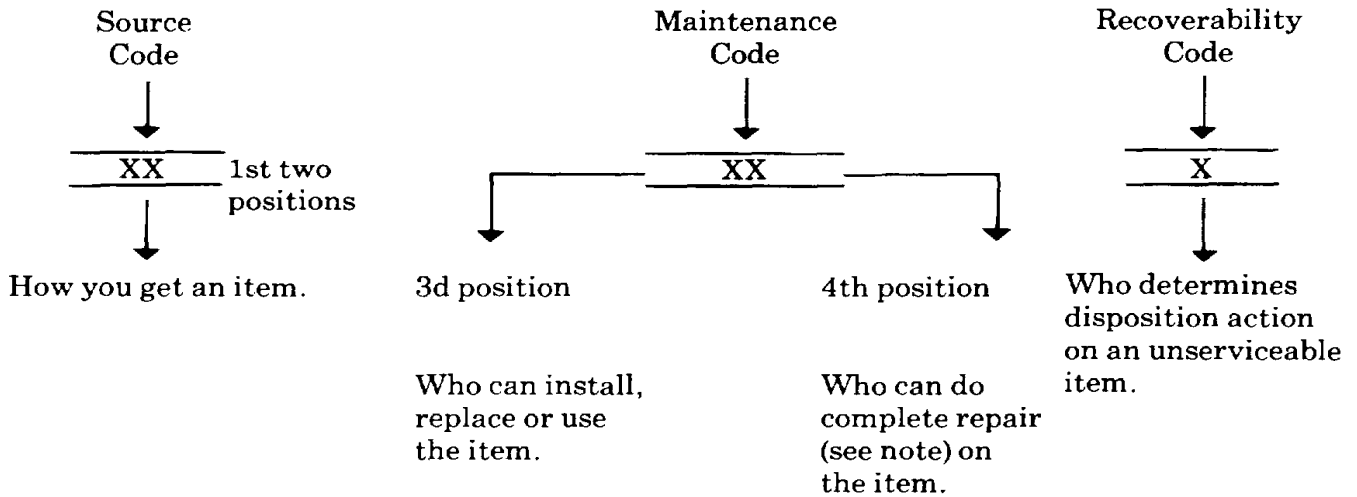
b. Section III. Special Tools List. Not applicable.

c. Section IV. National Stock Number and Part Number Index. A list, in National item identification number (NIIN) sequence, of all National stock numbered items appearing in the listing, followed by a list in alphameric sequence of all part numbers appearing in the listings. National stock numbers and part numbers are cross-referenced to each illustration figure and item number appearance.

3. Explanation of Columns (Section II and III)

a. Item No. (Column (1)). Indicates the number used to identify items called out in the illustration.

b. SMR Code (Column (2)). The source, maintenance, and recoverability (SMR) code is a five-position code containing supply/requisitioning information, maintenance category authorization criteria, and disposition instruction, as shown in the following breakout.



NOTE

Complete repair: Maintenance capacity, capability, and authority to perform all corrective maintenance tasks of the "Repair" function in a use/user environment in order to restore serviceability to a failed item.

(1) Source code. The source code tells you how to get an item needed for maintenance, repair, or overhaul of an end item/equipment. Explanations of source codes follows:

Stocked items; use the applicable NSN to request/requisition items with these source codes. They are authorized to the category indicated by the code entered in the third position of the SMR code.

Code

PA
PB
PC
PD
PE
PF
PG

KD
KF
KB

NOTE

Items coded PC are subject to deterioration.

Items with these codes are not to be requested/requisitioned individually. They are part of a kit which is authorized to the maintenance category indicated in the third position of the SMR code. The complete kit must be requisitioned and applied.

MO—Made at org/AVUM category
MF—Made at DS/AVUM category
MH—Made at GS category
ML—Made at Specialized Repair Activity (SRA)
MD—Made Depot

Items with these codes are not to be requested/requisitioned individually. They must be made from bulk material which is identified by the part number in the description and usable on code (UOC) column and listed in the Bulk Material group of the repair parts list. If the item is authorized to you by the third position code of the SMR code, but the source code indicates it is made at a higher category, order the item from the higher category of maintenance.

AO—Assembled by org/AVUM category
AF—Assembled by DS/AVIM category
AH—Assembled by GS category
AL—Assembled by SRA
AD—Assembled by Depot

Items with these codes are not to be requested/requisitioned individually. The parts that make up the assembled item must be requisitioned or fabricated and assembled at the category of maintenance indicated by the source code. If the disposition code of the SMR code authorizes you to replace the item, but the source code indicates the item is assembled at a higher category, order the item, from the higher category of maintenance.

Explanation

Code

Explanation

- XA-Do not requisition an "XA" coded item. Order its next higher assembly.
- XB-If an "XB" item is not available from salvage, order it using the FSCM and part number given.
- XC-Installation drawing, diagram, instruction sheet, field service drawing, that is identified by manufacturers part number.
- XD-Item is not stocked. Order an "XD" coded item through normal supply channels using the FSCM and part number given, if no NSN is available.

NOTE

Cannibalization or controlled exchange, when authorized, may be used as a source of supply for items with the above source codes, except for those source coded "XA" or those aircraft support items restricted by requirements of AR 750-1.

(2) *Maintenance code.* Maintenance codes tell you the category of maintenance authorized to USE and REPAIR support items. The maintenance codes are entered in the third and fourth positions of the SMR code as follows:

- (a) The maintenance code entered in the third position tells you the lowest maintenance category authorized

to remove, replace, and use an item. The maintenance code entered in the third position will indicate authorization to one of the following categories of maintenance.

<i>Code</i>	<i>Application/Explanation</i>
C-Crew or operator maintenance done within organizational or aviation maintenance.	
O-Organizational or aviation unit category can remove, replace, and use the item.	
F-Direct support or aviation intermediate category can remove, replace, and use the item.	
H-General support category can remove, replace, and use the item.	
L--Specialized repair activity can remove, replace, and use the item.	
D-Depot category can remove, replace, and use the item.	

(b) The maintenance code entered in the fourth position tells whether or not the item is to be repaired and identifies the lowest maintenance category with the capability to do complete repair (i.e., perform all authorized repair functions). This position will contain one of the following maintenance codes.

NOTE

Some limited repair may be done on the item at a lower category of maintenance, if authorized by the Maintenance Allocation Chart (MAC) and SMR codes.

<i>Code</i>	<i>Application/Explanation</i>
O-Organizational or aviation unit is the lowest category that can do complete repair of the item.	
F-Direct support or aviation intermediate is the lowest category that can do complete repair of the item.	
H-General support is the lowest category that can do complete repair of the item.	
L-Specialized repair activity (designate the specialized repair activity) is the lowest category that can do complete repair of the item.	
D-Depot is the lowest category that can do complete repair of the item.	
Z-Nonreparable. No repair is authorized.	
B-No repair is authorized. (No parts or special tools are authorized for the maintenance of a "B" coded item). However, the item may be reconditioned by adjusting, lubricating, etc., at the user category.	

(3) *Recoverability code*. Recoverability codes are assigned to items to indicate the disposition action on unserviceable items. The recoverability code is entered in the fifth position of the SMR Code as follows:

<i>Recoverability Codes</i>	<i>Application/Explanation</i>
Z--Nonreparable Item. When unserviceable, condemn and dispose of the item at the category of maintenance shown in the third position of SMR Code.	
O-Reparable item. When uneconomically repairable, condemn and dispose of the item at organizational or aviation unit category.	
F-Reparable item. When uneconomically repairable, condemn and dispose of the item at direct support or aviation intermediate category.	
H-Reparable item. When uneconomically repairable, condemn and dispose of the item at general support category.	
D-Reparable item. When beyond lower category repair capability, return to depot. Condemnation and disposal of item not authorized below depot category.	
L-Reparable item. Condemnation and disposal not authorized below specialized repair activity (SRA).	
A-Item requires special handling or condemnation procedures because of specific reasons (e.g., precious metal content, high dollar value, critical material, or hazardous material). Refer to appropriate manuals/directives for specific instructions.	
c. <i>FSCM (Column (3))</i> . The Federal Supply Code for Manufacturer (FSCM) is a 5-digit numeric code which is used to identify the manufacturer, distributor, or Government agency, etc., that supplies the item.	
d. <i>Part Number (Column (4))</i> . Indicates the primary number used by the manufacturer (individual, company, firm, corporation, or Government activity), which controls the design and characteristics of the item by means of its engineering drawings, specifications, standards, and inspection requirements to identify an item or range of items.	

NOTE

When you use a NSN to requisition an item, the item you receive may have a different part number from the part ordered.

e. Description and Usable on Code (UOC) (Column (5)). This column includes the following information.

(1) The Federal item name and, when required, a minimum description to identify the item.

(2) The statement "END OF FIGURE" appears just below the last item description in Column (5) for a given figure in both section II and section III.

f. Qty (Column (6)). Indicates the quantity of the item used in the breakout shown on the illustration figure, which is prepared for a functional group, subfunctional group, or an assembly. A "V" appearing in this column in lieu of a quantity indicates that the quantity is variable and the quantity may vary from application to application.

4. Explanation of Columns (Section IV)

a. National Stock Number(NSN)Index.

(1) Stock number column. This column lists the NSN by National item identification number (NIIN) sequence. The NIIN consists of the last nine digits of the NSN. When using this column to locate an item, ignore the first four digits of the NSN. When requisitioning items use the complete NSN (13 digits).

(2) Fig. column. This column lists the number of the figure where the item is identified/located. The illustrations are in numerical sequence in sections II and III.

(3) Item column. The item number identifies the item associated with the figure listed in the adjacent Fig. column. This item is also identified by the NSN listed on the same line.

b. Part NumberIndex. Part numbers in this index are listed by part number in ascending alphameric sequence.

(1) FSCM column. This column lists the Federal supply code for manufacturer (FSCM).

(2) Part number column. This column indicates the part number assigned to the item.

(3) Stock number column. This column lists the National stock number for the associated part number and manufacturer identified in the part number and FSCM columns to the left.

(4) Fig. column. This column lists the number of the figure where the item is identified/located in sections II and III.

(5) Item column. The item number is that number assigned to the item as it appears in the figure referenced in the adjacent figure number column.

5. Special Information

a. Short Form Repair Parts and Special Tools List (RPSTL). This Repair Parts and Special Tools List is a short form RPSTL. All repair parts will be listed in the next revision.

b. Associated Publications. The publication listed below pertains to the 5335A (HP) and its components: TM 11-6625-3068-14, Universal Frequency Counter 5335A (HP) (To be published.)

c. National Stock Numbers. National stock numbers (NSN's) that are missing from P source coded items have been applied for and will be added to this TM by future change/revision when they are entered in the Army Master Data File (AMDF). Until the NSN's are established and published, submit exception requisitions to: Commander, US Army Communications-Electronics Command and Fort Monmouth, ATTN: AMSEL-MM, Fort Monmouth, NJ 07703-5006 for the part required to support your equipment.

6. How to Locate Repair Parts

a. When National stock number or part number is not known.

(1) First. Using the table of contents, determine the assembly group or subassembly group to which the item belongs. This is necessary since figures are prepared for assembly groups and subassembly groups, and listings are divided into the same groups.

(2) Second. Find the figure covering the assembly group or subassembly group to which the item belongs.

(3) Third. Identify the item on the figure and note the item number.

(4) Fourth. Refer to the Repair Parts List for the figure to find the part number for the item number noted on the figure.

(5) Fifth. Refer to the Part Number Index to find the NSN, if assigned.

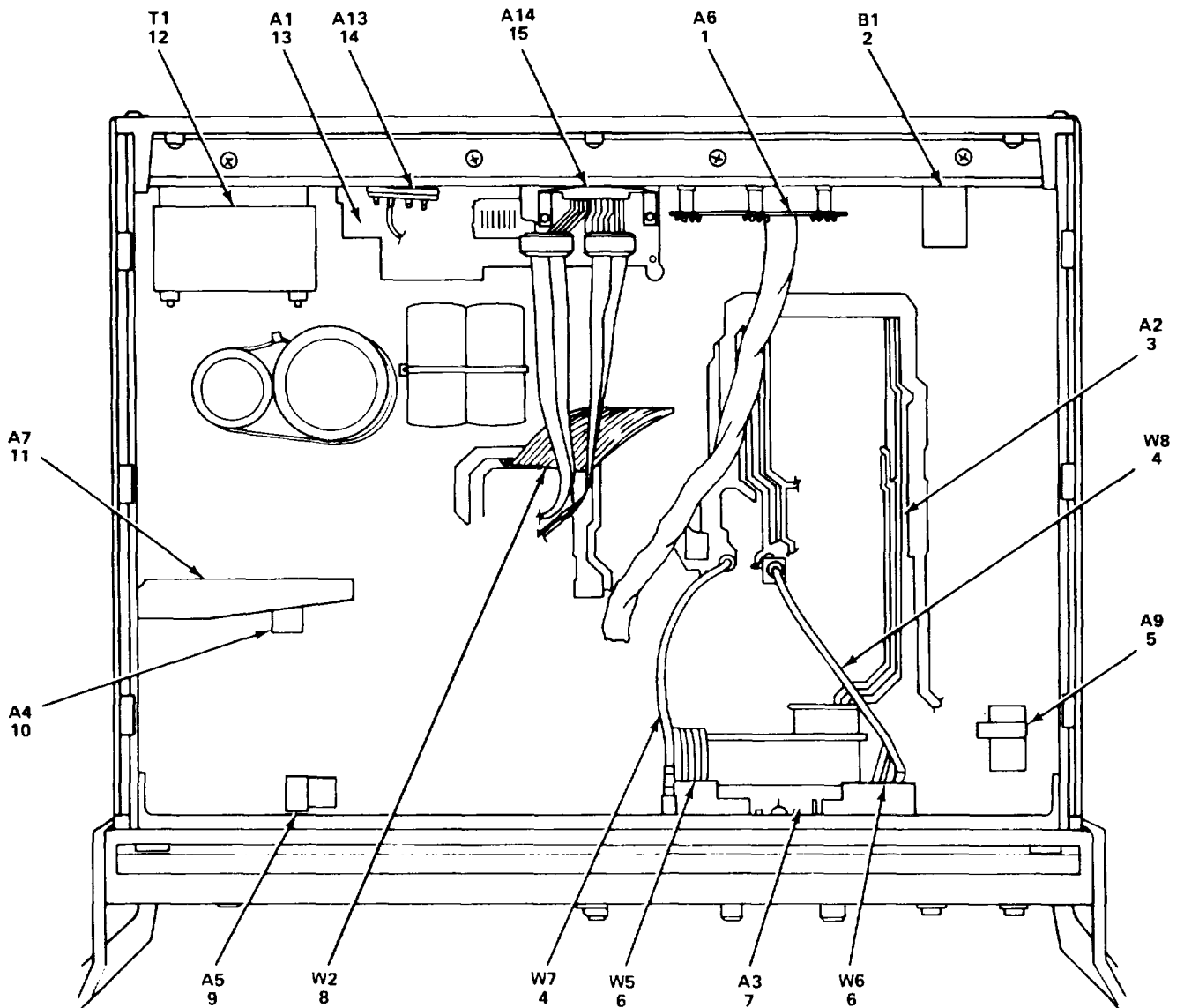
b. When National stock number or part number is known.

(1) First. Using the index of National stock numbers and part numbers, find the pertinent National stock number or part number. The NSN index is in National item identification number (NIIN) sequence (para 4a(1)). The part numbers in the part number index are listed in ascending alphanumeric sequence (para 4b). Both indexes cross-reference you to the illustration figure and item number of the item you are looking for.

(2) Second. After finding the figure and item number, verify that the item is the one you're looking for, then locate the item number in the repair parts list for the figure.

7. Abbreviations

Not applicable.

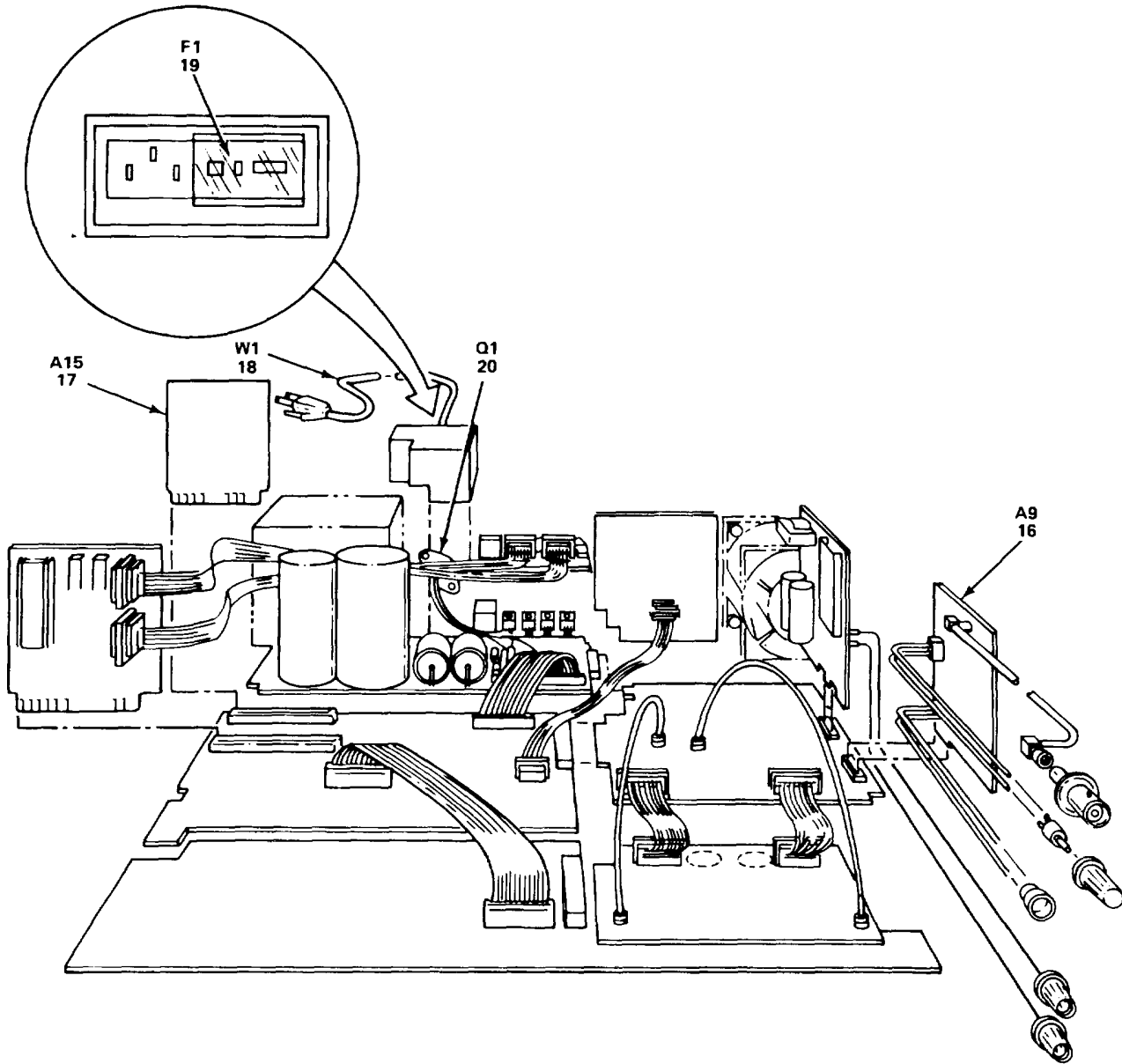


TOP VIEW

EL91J001

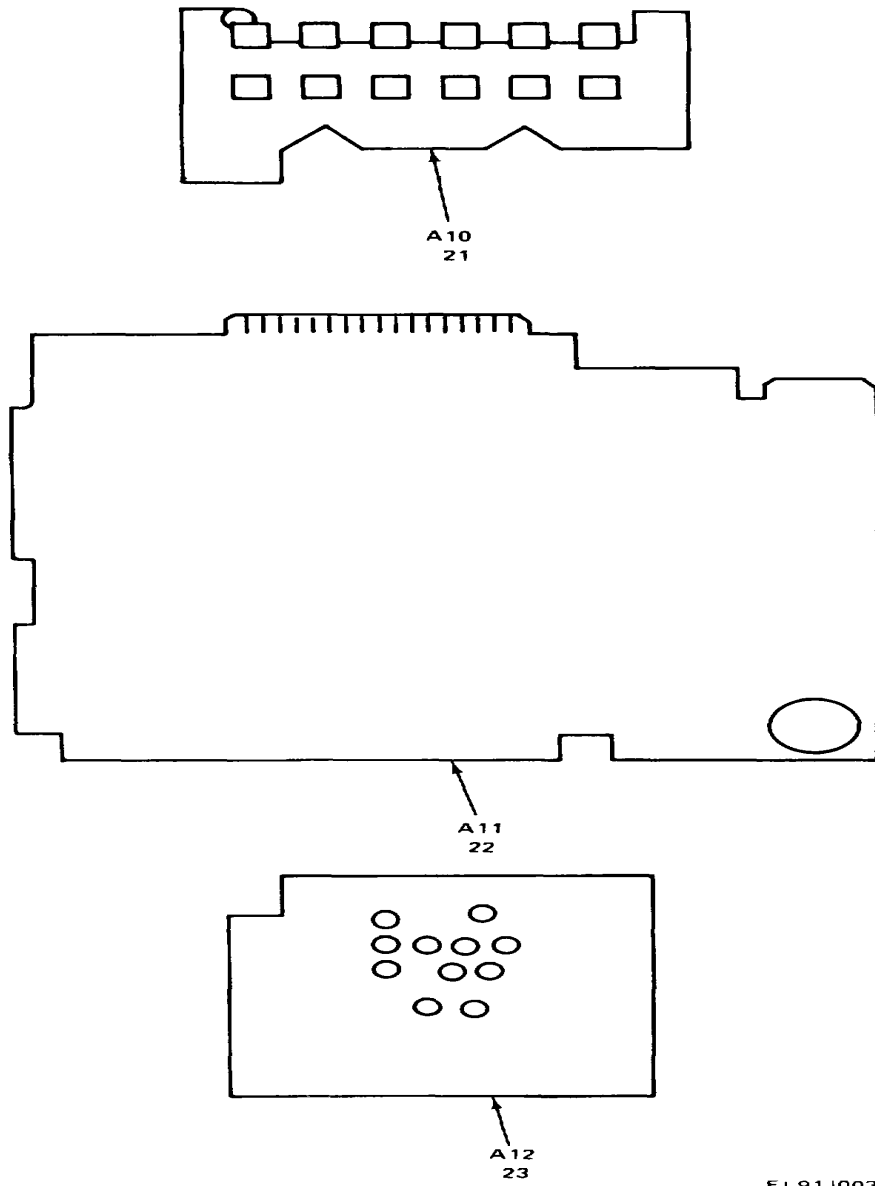
NOTE: Item #16
not used

Figure 1. Frequency Counter, 5335A (Sheet 1 of 3)



EL91J002

Figure 1. Frequency Counter, 5335A (Sheet 2 of 3)

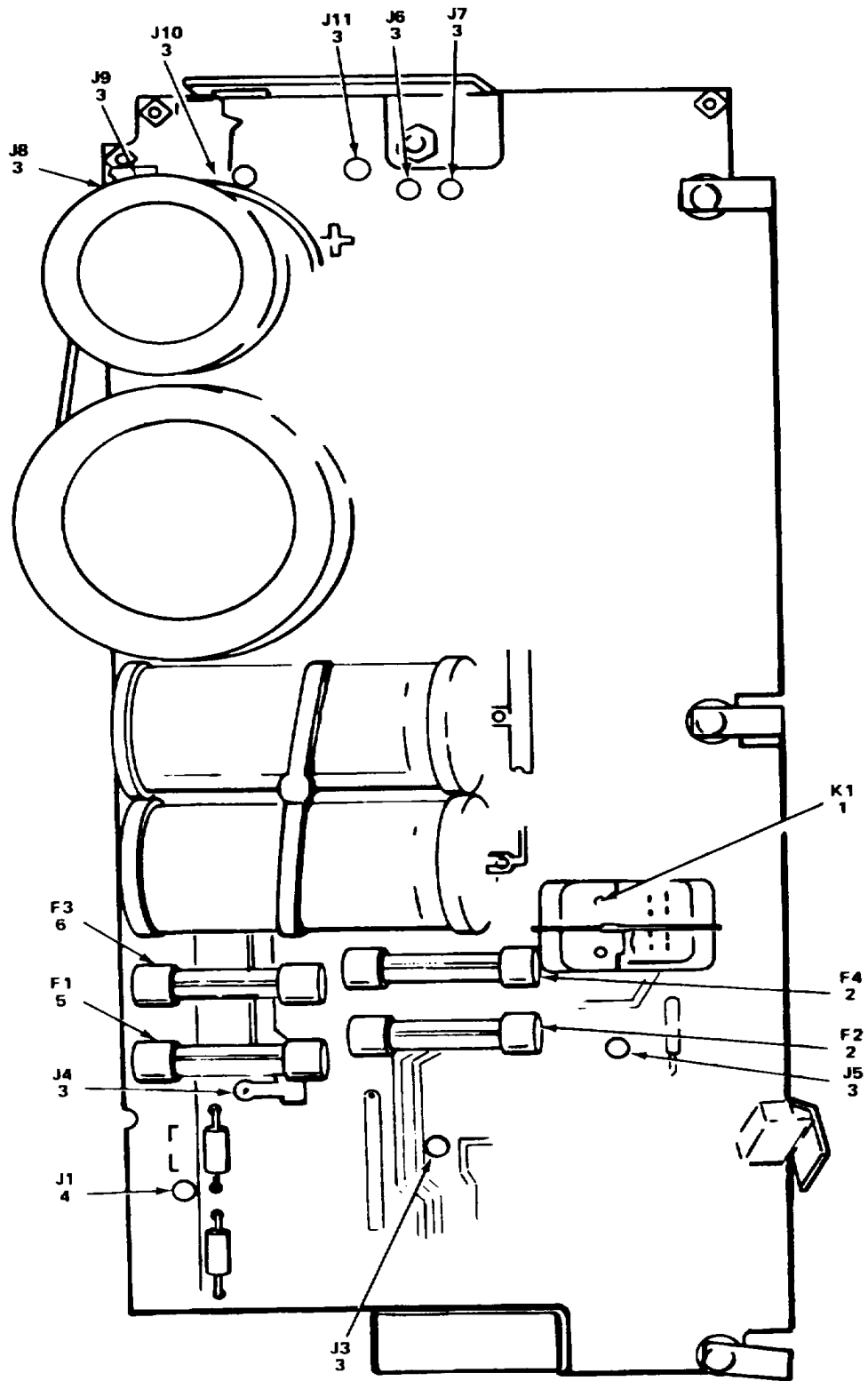


EL91J003

Figure 1. Frequency Counter, 5335A (Sheet 3 of 3)

(1) ITEM NO	(2) SMR CODE	(3) FSCM	(4) PART NUMBER	(5) DESCRIPTION AND USABLE ON CODES (UOC)	(6) QTY
SECTION II					
GROUP 00 UNIVERSAL FREQUENCY COUNTER 5335A (HP)					
FIG. 1					
1	PAHDD	28480	05335-61006	REAR BD ASSY	1
2	PADZZ	23936	8500C	FAN,TUBEAXIAL	1
3	PAHDD	28480	J5335-60002	BD ASSY,AMP SUPP	1
4	XBHZZ	28480	05335-60112	CABLE ASSY	2
5	PAHDD	28480	05335-60009	BD ASSY,CHAN,OPT030 (A9)	1
6	XBHZZ	28480	8120-2867	CABLE ASSY	1
7	PAHDD	28480	05335-60003	BD ASSY,AMP BUFFER	1
8	XBHZZ	28480	05335-60101	CABLE ASSY	1
9	PAHDD	28480	05335-60005	BD ASSY,DISPLAY (A5).....	1
10	PAHDD	28480	05335-60004	BD ASSY,MAIN LOGIC.....	1
11	PADZZ	28480	05335-60007	BD ASSY,HP-IB	1
12	PADZZ	28480	9100-4113	TRANSFORMER	1
13	PAHDD	28480	05335-60001	BD ASSY,PWR SPLY	1
14	PADZZ	28480	0960-0443	TEST SET SUBASSEMBL.....	1
15	PAHDD	28480	05370-60005	CIRCUIT CARD ASSEMB (HP-1B CONNECTOR PCB A14)	1
17	PADZZ	28480	10544-60011	OSCILLATOR,NONCRYST	1
18	XBHZZ	28480	8120-1378	CABLE ASSEMBLY,POWE	1
19	PAOZZ	75915	313001	FUSE	1
20	PADZZ	04713	2N6055	TRANSISTOR	1
21	PAHDD	28480	05335-60010	SW PNL CCA,OPT040	1
22	PAHDD	28480	05335-60011	AMPL BD ASSY,OPT040 (A11)	1
23	PAHDD	28480	05335-60012	AMPL BD ASSY,OPT040 (A12)	1

END OF FIGURE



EL91J004

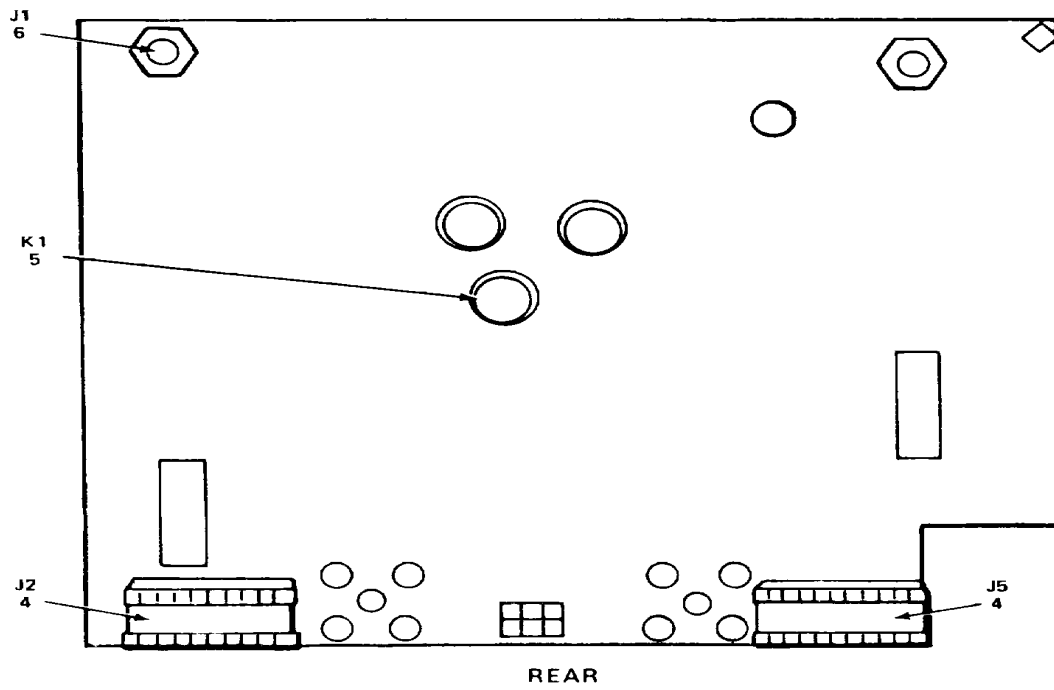
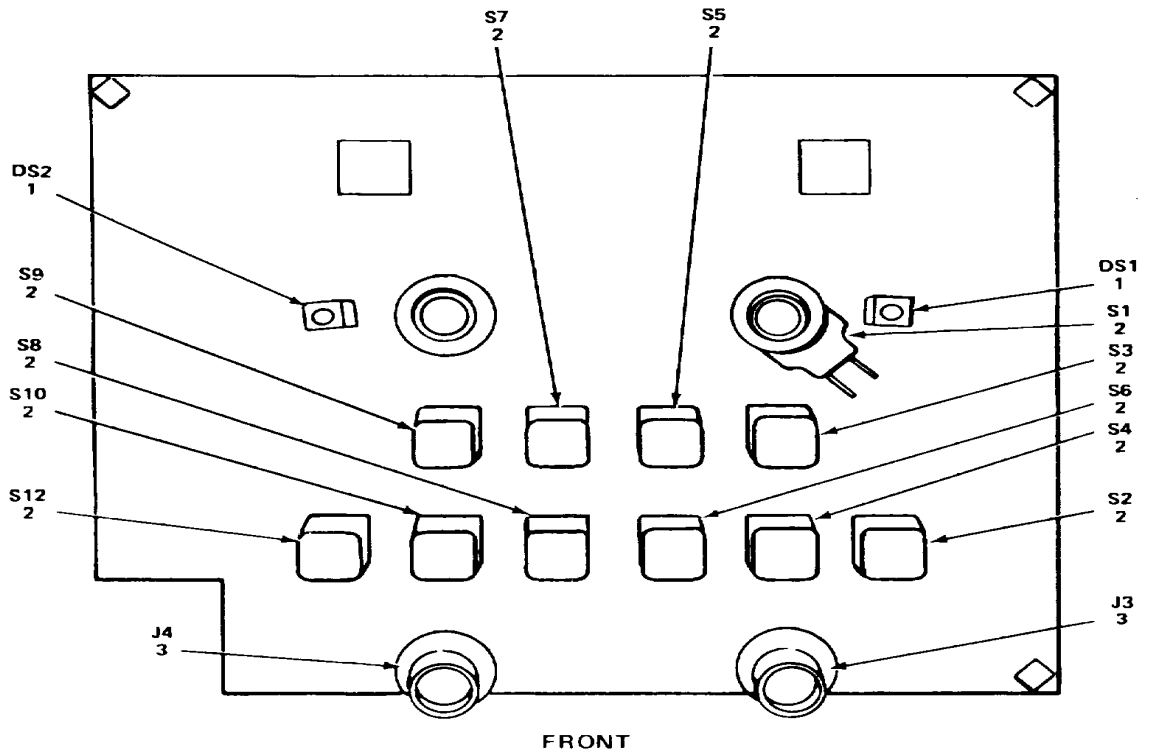
Figure 2. CCA, Power Supply, 05335-60001, A1

(1) ITEM NO	(2) SMR CODE	(3) FSCM	(4) PART NUMBER	(5) DESCRIPTION AND USABLE ON CODES (UOC)	(6) QTY
-------------------	--------------------	-------------	-----------------------	--	------------

GROUP 01 CCA, POWER SUPPLY
05335-60001 AI

1	PADZZ	28480	0490-1172	FIG. 2 RELAY.....	1
2	PADZZ	28480	2110-0043	FUSE	2
3	PADZZ	28480	1251-0600	CONNECTOR,RECEPTACL	9
4	PADZZ	28480	1251-6608	CONNECTOR	1
5	PADZZ	75915	312005	FUSE	1
6	PADZZ	28480	2110-0083	FUSE	1

END OF FIGURE



EL91 J005

Figure 3. CCA, Buffer Amplifier, 05335-60003, A3

(1) ITEM NO	(2) SMR CODE	(3) FSCM	(4) PART NUMBER	(5) DESCRIPTION AND USABLE ON CODES (UOC)	(6) QTY
-------------------	--------------------	-------------	-----------------------	--	------------

GROUP 02 CCA, BUFFER AMPLIFIER
05335-60003 A3

1	PADZZ	28480	5082-4584	FIG. 3	
2	PADZZ	28480	3101-2498	LENS,LIGHT	2
3	PADZZ	28480	1250-1671	SWITCH,PB	11
4	PADZZ	28480	1200-0614	CONNECTOR	2
5	PADZZ	28480	0490-0508	CONNECTOR	2
6	PADZZ	28480	1250-0835	RELAY.....	1
				CONNECTOR,RECEPTACL	2

END OF FIGURE

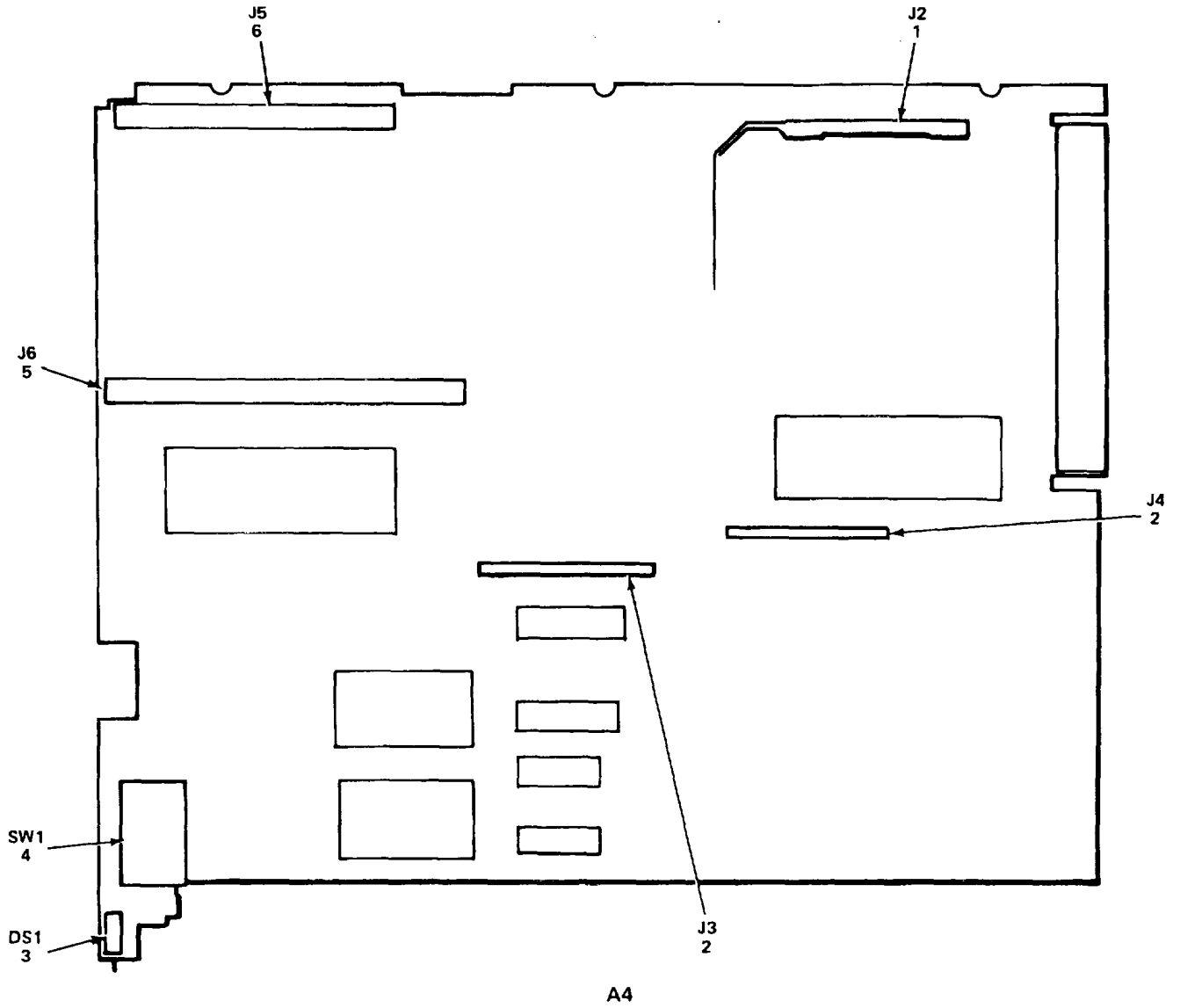


Figure 4. CCA, Main Logic, 05335-60004, A4

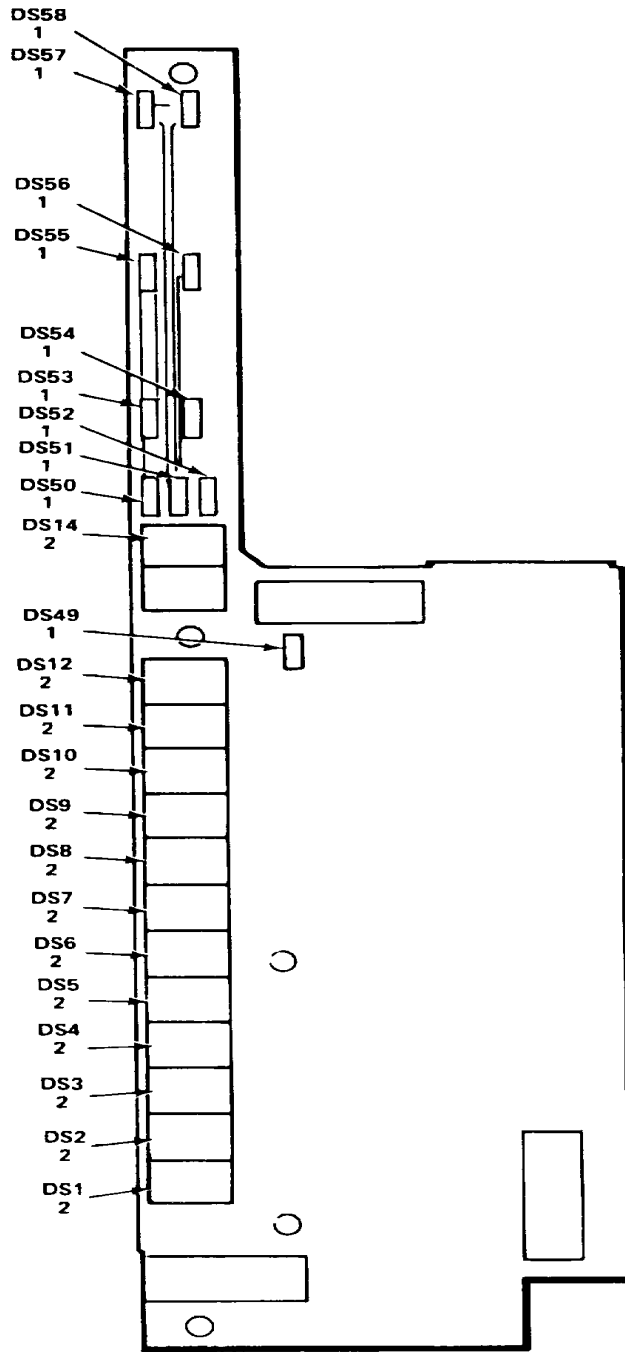
EL91J006

(1) ITEM NO	(2) SMR CODE	(3) FSCM	(4) PART NUMBER	(5) DESCRIPTION AND USABLE ON CODES (UOC)	(6) QTY
-------------------	--------------------	-------------	-----------------------	--	------------

GROUP 03 CCA, MAIN LOGIC
05335-60004 A4

1	PADZZ	28480	1251-3076	FIG. 4 CONNECTOR	1
2	PADZZ	28480	1251-6608	CONNECTOR	2
3	PADZZ	28480	1990-0627	LENS,LIGHT	1
4	PADZZ	28480	3101-0680	SWITCH,PB.	1
5	PADZZ	28480	1251-2035	CONNECTOR,RECEPTACL	1
6	PADZZ	28480	1251-2026	CONNECTOR,RECEPTACL	1

END OF FIGURE



EL91J007

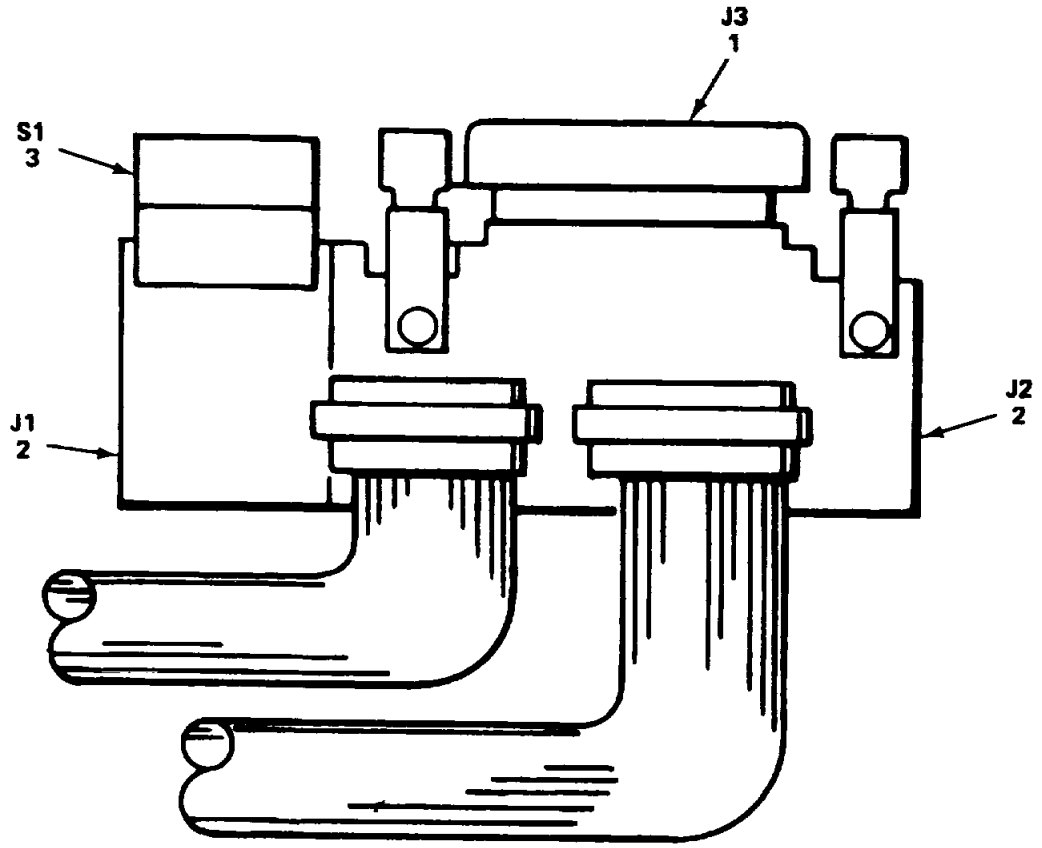
Figure 5. CCA, Display, 05335-60005, A5

(1) ITEM NO	(2) SMR CODE	(3) FSCM	(4) PART NUMBER	(5) DESCRIPTION AND USABLE ON CODES (UOC)	(6) QTY
-------------------	--------------------	-------------	-----------------------	--	------------

GROUP 04 CCA, DISPLAY
05335-60005 A5

1	PADZZ	28480	5082-4684	FIG. 5 LENS,LIGHT	10
2	PADZZ	28480	5082-7651	LFNS,LIGHT	13

END OF FIGURE



EL91J008

Figure 6. CCA, HP-1B Connector, 05370-60005, A14

SECTION II					
(1)	(2)	(3)	(4)	(5)	(6)
ITEM	SMR		PART		
NO	CODE	FSCM	NUMBER	DESCRIPTION AND USABLE ON CODES (UOC)	QTY

GROUP 05 CCA, HP-1B CONNECTOR
05370-60005 A14

1	PADZZ	28480	1251-3283	FIG. 6 CONNECTOR	1
2	PADZZ	28480	1200-0519	CONNECTOR	2
3	PADZZ	28480	3101-1973	SWITCH ASSEMBLY	1

END OF FIGURE

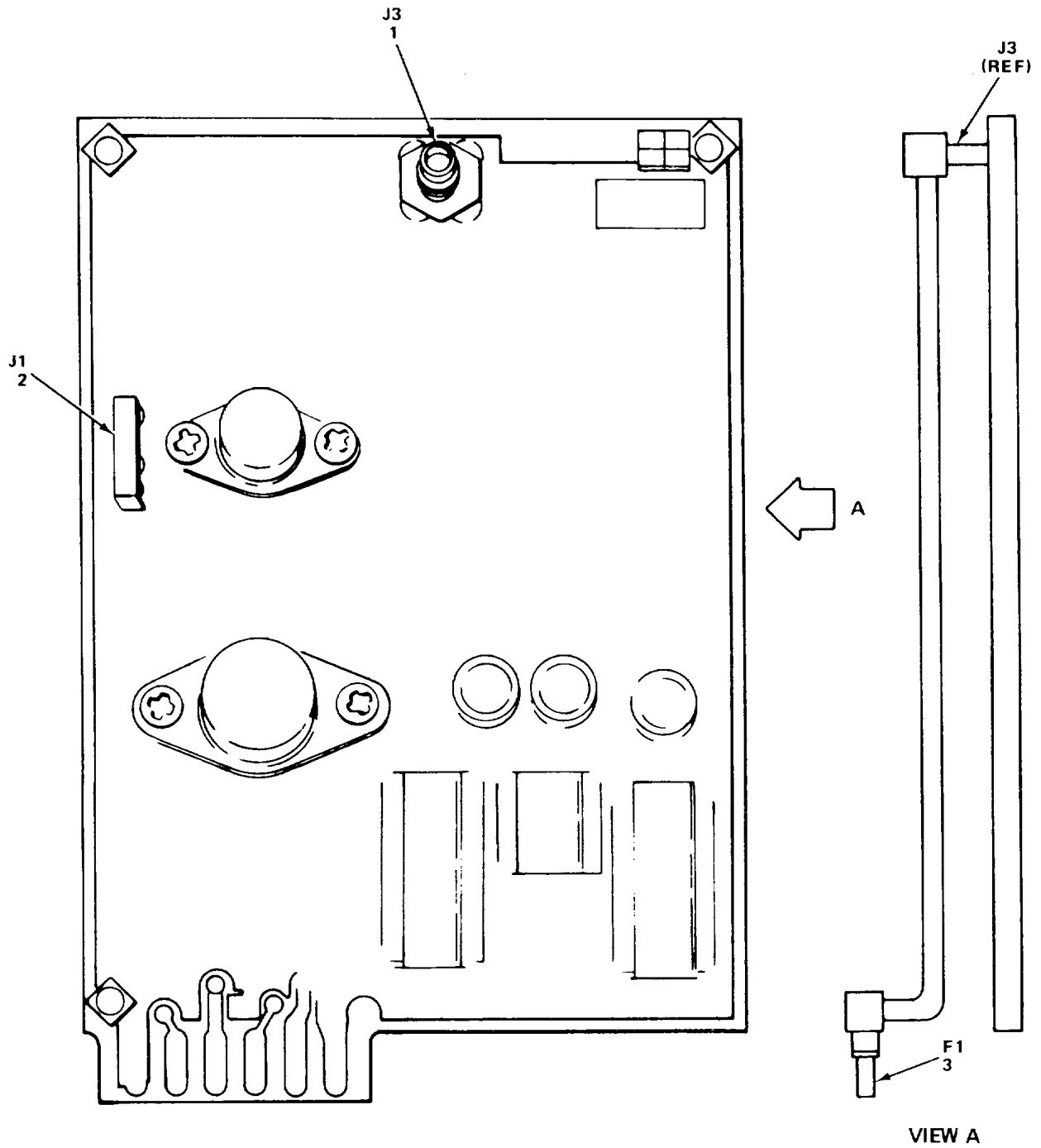


Figure 7. CCA, Channel, 05335-60009, A9

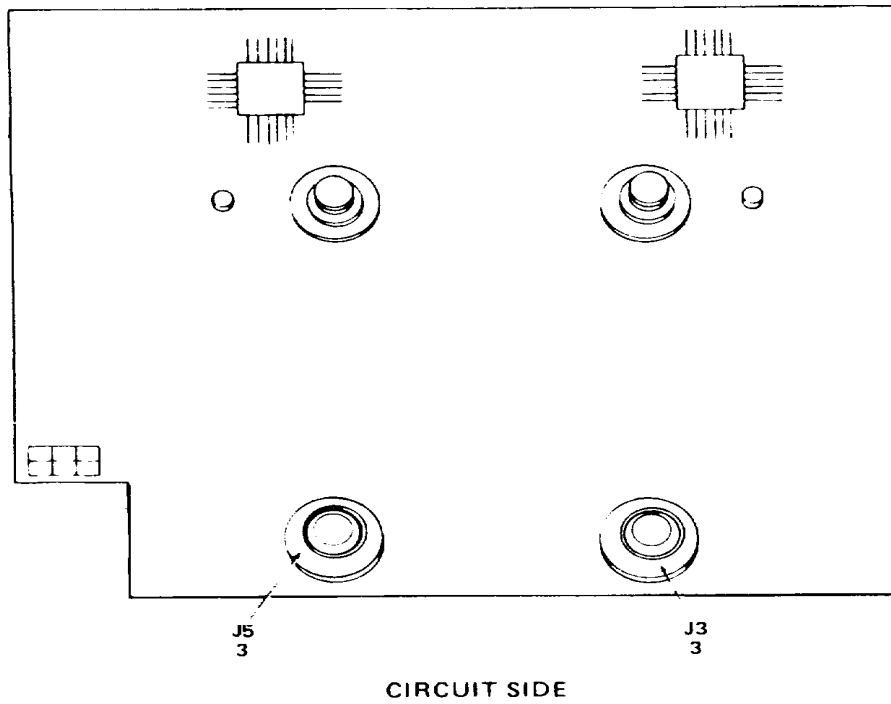
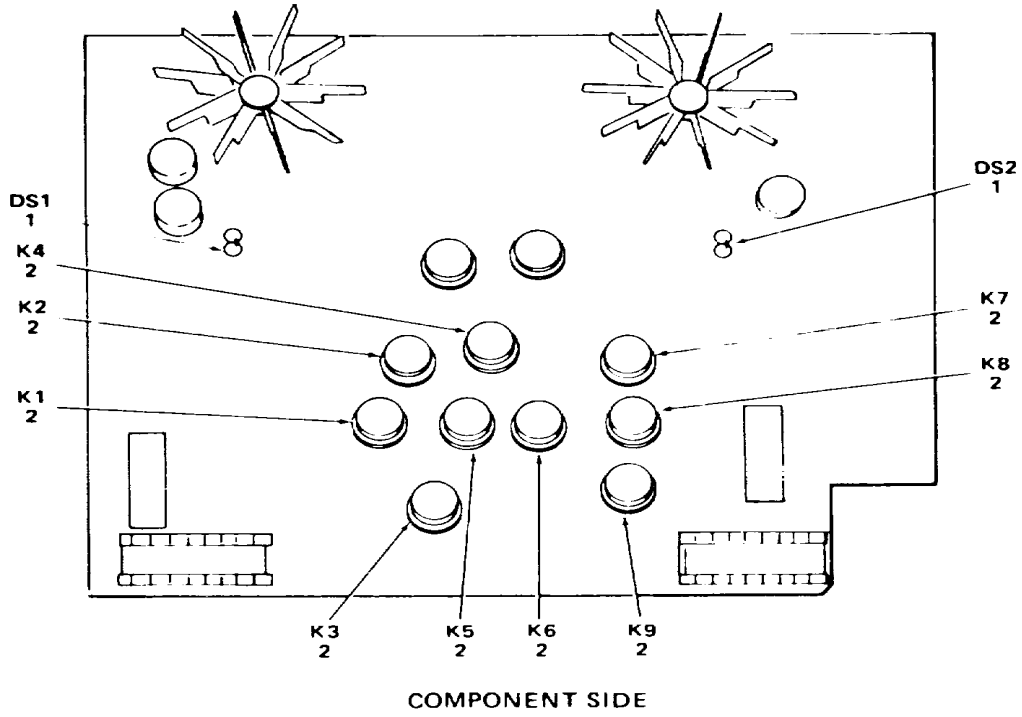
EL91J009

SECTION II					
(1)	(2)	(3)	(4)	(5)	(6)
ITEM	SMR		PART		
NO	CODE	FSCM	NUMBER	DESCRIPTION AND USABLE ON CODES (UOC)	QTY

GROUP 06 CCA, CHANNEL C
05335-60009 A9

1	PADZZ	28480	1250-0835	FIG. 7 CONNECTOR,RECEPTACL	1
2	PADZZ	28480	1251-4275	CONNECTOR	1
3	PADZZ	28480	2110-0301	FUSE,CARTRIDGE	1

END OF FIGURE



EL91J010

Figure 8. CCA, Amplifier, 05335-60012, A12

SECTION II					
(1)	(2)	(3)	(4)	(5)	(6)
ITEM	SMR	FSCM	PART	DESCRIPTION AND USABLE ON CODES (UOC)	QTY
NO	CODE		NUMBER		

GROUP 07 CCA,AMPLIFIER
05335-60012 A12

FIG. 8

1	PADZZ	28480	5082-4584	LENS,LIGHT	2
2	PADZZ	28480	0490-0508	RELAY.....	9
3	PADZZ	28480	1250-1671	CONNECTOR	2
END OF FIGURE					

NATIONAL STOCK NUMBER AND PART NUMBER INDEX

NATIONAL STOCK NUMBER INDEX

STOCK NUMBER	FIG.	ITEM	STOCK NUMBER	FIG.	ITEM
4140-00-004-9000	1	2			
5920-00-050-4953	2	2			
5935-00-068-3546	3	6			
	7	1			
6625-00-169-8770	1	14			
5961-00-264-4875	1	20			
5920-00-296-1519	2	5			
5935-00-446-8768	4	6			
5955-01-013-4821	1	17			
5961-01-049-6786	3	1			
	8	1			
5930-01-057-8425	6	3			
5920-01-073-1231	7	3			
5935-01-082-1966	2	3			
5935-01-087-8437	4	5			
6625-01-141-1096	1	15			
5930-01-169-7864	3	2			

**NATIONAL STOCK NUMBER AND PART NUMBER INDEX
PART NUMBER INDEX**

FSCM	PART NUMBER	STOCK NUMBER	FIG.	ITEM
28480	0490-0508		3	5
			8	2
28480	0490-1172		2	1
28480	05335-60001		1	13
28480	05335-60002		1	3
28480	05335-60003		1	7
28480	05335-60004		1	10
28480	05335-60005		1	9
28480	05335-60007		1	11
28480	05335-60009		1	5
28480	05335-60010		1	21
28480	05335-60011		1	22
28480	05335-60012		1	23
28480	05335-60101		1	8
28480	05335-60112		1	4
28480	05335-61006		1	1
28480	05370-60005	6625-01-141-1096	1	15
28480	0960-0443	6625-00-169-8770	1	14
28480	10544-60011	5955-01-013-4821	1	17
28480	1200-0519		6	2
28480	1200-0614		3	4
28480	1250-0835	5935-00-068-3546	3	6
			7	1
28480	1250-1671		3	3
			8	3
28480	1251-0600	5935-01-082-1966	2	3
28480	1251-2026	5935-00-446-8768	4	6
28480	1251-2035	5935-01-087-8437	4	5
28480	1251-3076		4	1
28480	1251-3283		6	1
28480	1251-4275		7	2
28480	1251-6608		2	4
			4	2
28480	1990-0627		4	3
04713	2N6055	5961-00-264-4875	1	20
28480	2110-0043	5920-00-050-4953	2	2
28480	2110-0083		2	6
28480	2110-0301	5920-01-073-1231	7	3
28480	3101-0680		4	4
28480	3101-1973	5930-01-057-8425	6	3
28480	3101-2498	5930-01-169-7864	3	2
75915	312005	5920-00-296-1519	2	5
75915	313001		1	19
28480	5082-4584	5961-01-049-6786	3	1
			8	1
28480	5082-4684		5	1
28480	5082-7651		5	2
28480	8120-1378		1	18
28480	8120-2867		1	6
23936	8500C	4140-00-004-9000	1	2
28480	9100-4113		1	12

By Order of the Secretary of the Army:

Official:

JOHN A. WICKHAM JR.
General, United States Army
Chief of Staff

DONALD J. DELANDRO
Brigadier General, United States Army
The Adjutant General

Distribution:

To be distributed in accordance with special list.

*U.S. GOVERNMENT PRINTING OFFICE, 1985-515-085i20045

RECOMMENDED CHANGES TO EQUIPMENT TECHNICAL PUBLICATIONS



THEN... JOT DOWN THE DOPE ABOUT IT ON THIS FORM. CAREFULLY TEAR IT OUT. FOLD IT AND DROP IT IN THE MAIL!

SOMETHING WRONG WITH THIS PUBLICATION?

FROM: (PRINT YOUR UNIT'S COMPLETE ADDRESS)

DATE SENT

PUBLICATION NUMBER

TM 11-5825-270-10

PUBLICATION DATE

23 Jul 81

PUBLICATION TITLE

Radio Frequency R-2176/FRN

BE EXACT... PIN-POINT WHERE IT IS

PAGE NO.	PARA-GRAPH	FIGURE NO.	TABLE NO.

IN THIS SPACE TELL WHAT IS WRONG AND WHAT SHOULD BE DONE ABOUT IT:

TEAR ALONG PERFORATED LINE

PRINTED NAME, GRADE OR TITLE, AND TELEPHONE NUMBER

SIGN HERE:

DA FORM 2028-2 JUL 79

PREVIOUS EDITIONS ARE OBSOLETE.

P.S.—IF YOUR OUTFIT WANTS TO KNOW ABOUT YOUR RECOMMENDATION MAKE A CARBON COPY OF THIS AND GIVE IT TO YOUR HEADQUARTERS.

